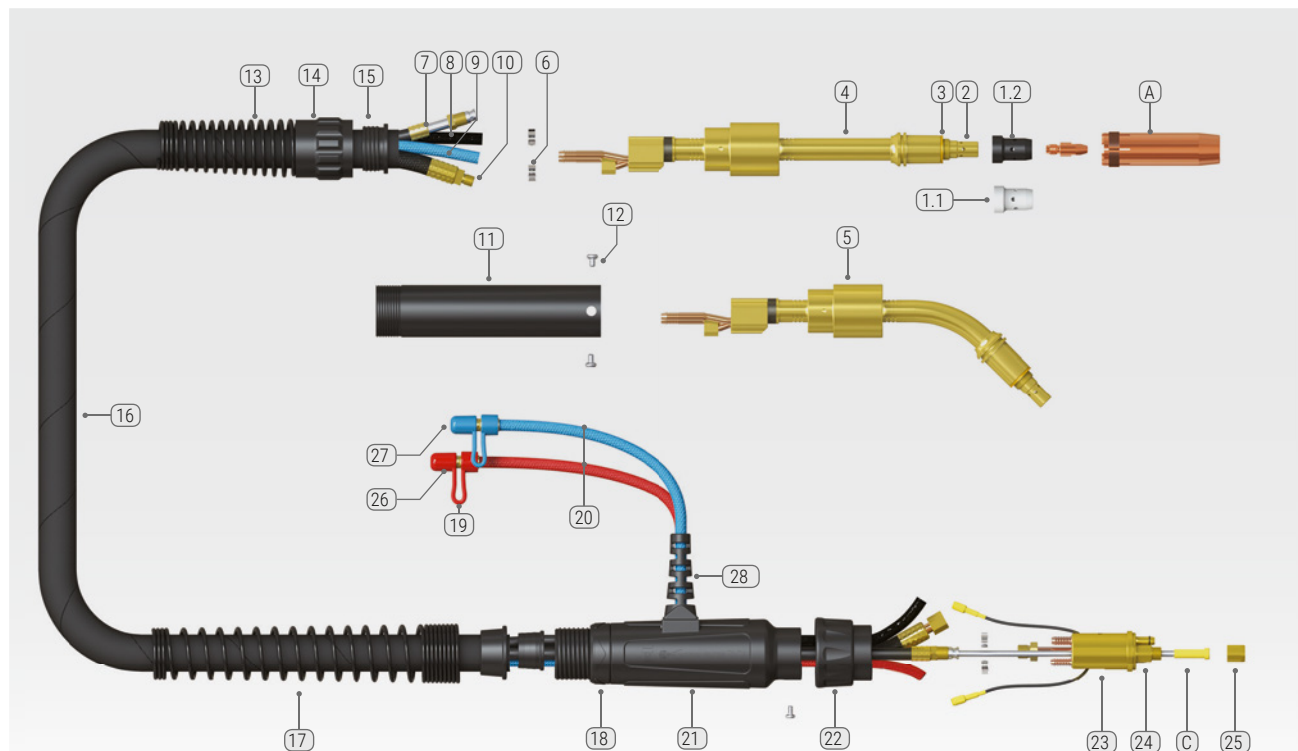




## AT501



Model	AT501
<b>Cooling</b>	Liquid
<b>Technical data according to EN 60 974-7:</b>	
▪ Rating 100% duty cycle	500 A - CO <sub>2</sub> 450 A - mix M21
▪ Wire diameter	0,8-1,6 mm
<b>Length / Catalogue No.</b>	straight - (3,0 m) 55 08 305030 45° - (3,0 m) 55 08 305035 straight - (4,0 m) 55 08 305040 45° - (4,0 m) 55 08 305045 straight - (5,0 m) 55 08 305050 45° - (4,0 m) 55 08 305055

No.	Replaceable elements	Catalogue No.
A	Straight gas nozzle 20x76 Conical gas nozzle 16x76* Conical gas nozzle 14x76 Reinforced conical gas nozzle 16x76 HD	55 13 000610 55 13 000600 55 13 000615 55 13 000617
1	401/501 gas diffuser ceramic white*	55 13 009493
1.1	401/501 gas diffuser white	55 13 009491
1.2	401/501 gas diffuser black	55 13 009498
2	M401/501 M6x25 contact tip holder	55 13 003991
2.2	M401/501 M8x25* contact tip holder	55 13 003990
3	Insulating washer M401/501	55 13 013966
4	Swan neck AT501 straight	55 13 006854
5	Swan neck AT501 45°	55 13 006855
6	GER 9,5 clamp	50 15 000095
7	Insert-on cable	(3 m) 55 13 006503 (4 m) 55 13 006504 (5 m) 55 13 006505
8	Black gas pipe	55 13 015370 (m)


No.	Replaceable elements	Catalogue No.
9	Blue hose 5x1,5	51 13 007120 (m)
10	Power-water cable	(3 m) 55 13 015968 (4 m) 55 13 015969 (5 m) 55 13 015970
11	AT501 UB3630 handle grip	55 13 006850
12	AT501 UB3629 handle screw	55 13 006851
13	AT501 UB8017A handle spring	55 13 006853
14	AT501 UB8030A power nut spring	55 13 006852
15	AT501 PB8110A spring nut	55 13 006849
16	External cable cover set	(3 m) 55 13 015530 (4 m) 55 13 015531 (5 m) 55 13 015532
16.1	External cable cover	55 13 007201 (m)
17	MOST M401/501 euro plug spring	55 13 006827
18	MOST euro plug spring nut M36/501	55 13 006828
19	Quick coupling plug Ø6	50 14 182003
20	Red hose 5x1,5	51 13 007115
20.1	Blue hose 5x1,5	51 13 007120
21	MOST euro plug connector M401/501	55 13 006522
22	MOST euro plug nut M15/501 B1519	55 13 006519
23	Integrated water connector UB5098	55 13 006570
24	O-ring 4x1	55 13 013962
25	Special insert nut	55 13 004300
26	UBD 80310 red plug	55 13 006838
27	UBD 80320 blue plug	55 13 006840
28	Cable stiffener	55 13 006524
B	Contact tip M8x30	(table p. 54)
C	Liners	(table p. 54)

We recommend using special coolants as on page 16.

\* standard version




## ▼ 8.2. Contact tips for MIG/MAG welding torches



Tip size  Wire diameter	M6x25 (M6 narrow)	M6x28 (M6 thick)	M8x30	M6x25 (M6 narrow)	M6x28 (M6 thick)	M8x30
	Catalogue No.			Catalogue No. Abicor Binzel		
0,6 mm	55 13 002150	-	-	140.0008	140.0005	-
0,8 mm	55 13 002170	55 13 002180	55 13 002250	140.0059	140.0051	140.0114
1,0 mm	55 13 002320	55 13 002330	55 13 002340	140.0253	140.0242	140.0313
1,2 mm	55 13 002470	55 13 002480	55 13 002490	140.0387	140.0379	140.0442
1,4 mm	-	55 13 002610	55 13 002600	-	140.0516	140.0533
1,6 mm	55 13 002720	55 13 002730	55 13 002800	-	140.0555	140.0587
0,6 mm CuCrZr	-	-	-	140.0855	140.0998	-
0,8 mm CuCrZr	55 13 002171	55 13 002190	55 13 002251	140.0062	140.0054	140.0117
1,0 mm CuCrZr	55 13 002321	55 13 002331	55 13 002341	140.0256	140.0245	140.0316
1,2 mm CuCrZr	55 13 002473	55 13 002482	55 13 002491	140.0390	140.0382	140.0445
1,4 mm CuCrZr	-	-	55 13 002602	-	140.0519	140.0536
1,6 mm CuCrZr	-	55 13 002731	55 13 002801	-	140.0558	140.0590
0,8 mm Al	55 13 002172	55 13 002210	55 13 002253	141.0002	141.0001	141.0003
1,0 mm Al	55 13 002324	55 13 002335	55 13 002365	141.0007	141.0006	141.0008
1,2 mm Al	55 13 002475	55 13 002484	55 13 002493	141.0011	141.0010	141.0015
1,6 mm Al	55 13 002726	55 13 002732	55 13 002808	-	141.0020	141.0022
Applicable to welding torch	<ul style="list-style-type: none"> <li>▪ MOST M15</li> <li>▪ MB-15</li> <li>▪ Abimig 155</li> </ul>	<ul style="list-style-type: none"> <li>▪ MOST M24/M25</li> <li>▪ MOST M36/M240</li> <li>▪ MB-24/MB-25</li> <li>▪ MB-36/MB-240D</li> <li>▪ Abimig 255</li> </ul>	<ul style="list-style-type: none"> <li>▪ MOST M401/M501</li> <li>▪ MOST M38</li> <li>▪ MB-401D/MB-501D</li> <li>▪ Abimig 305/355/405</li> </ul>	<ul style="list-style-type: none"> <li>▪ Abimig 155</li> <li>▪ MB 15</li> </ul>	<ul style="list-style-type: none"> <li>▪ Abimig 255</li> <li>▪ MB-24/MB-25</li> <li>▪ MB-36/MB-240D</li> </ul>	<ul style="list-style-type: none"> <li>▪ Abimig 305/355/405</li> <li>▪ MB-401D</li> <li>▪ MB-501D</li> </ul>

## ▼ 8.3. Liners for MIG/MAG welding torches



Insert Size	3,0 m	4,0 m	5,0 m	3,0 m	4,0 m	5,0 m
Spiral for steel wires	coated			uncoated		
0,8 mm	55 13 012390*	55 13 012400*	55 13 012402*	55 13 012390	55 13 012400	55 13 012402
1,0 mm	55 13 012440**	55 13 012470**	55 13 012480**	55 13 012490	55 13 012500	55 13 012505
1,2 mm	55 13 012440**	55 13 012470**	55 13 012480**	55 13 012490	55 13 012500	55 13 012505
1,6 mm	55 13 012510***	55 13 012530***	55 13 012541***	55 13 012570	55 13 012573	55 13 012575
Teflon for aluminium wires or stainless steel						
0,8 mm	55 13 012120*	55 13 012170*	55 13 012175*	55 13 012120*	55 13 012170*	55 13 012175*
1,0 mm	55 13 012205**	55 13 012206**	55 13 012207**	55 13 012205**	55 13 012206**	55 13 012207**
1,2 mm	55 13 012205**	55 13 012206**	55 13 012207**	55 13 012205**	55 13 012206**	55 13 012207**
1,6 mm	55 13 012210***	55 13 012212***	55 13 012214***	55 13 012210***	55 13 012212***	55 13 012214***
1,0-1,2 mm graphite-teflon with brass spiral	55 13 013010	55 13 013020	55 13 013030	55 13 013010	55 13 013020	55 13 013030
Applicable torch type	<ul style="list-style-type: none"> <li>▪ MOST M15/M24/M25/M36/M38</li> <li>▪ MB-15AK/MB-24KD/MB-25AK/MB-36KD/GRIP ALW</li> </ul>			<ul style="list-style-type: none"> <li>▪ MOST M401/M501</li> <li>▪ MB-240D/MB-401D/MB-501D</li> </ul>		

\* blue / \*\* red / \*\*\* yellow